



### **About the Water Safety Council of Fresno County**

In 1982, some Fresno residents became concerned when a child drowned in a local canal. This group recognized the larger danger to all children and brought their concern to the Fresno City Council and the Fresno County Board of Supervisors. At the request of the Council and the Board, an independent task force was formed to assess water safety problems and recommend possible solutions.

The task force became incorporated as the Water Safety Council of Fresno County in 1993. Its members come from all walks of life...from interested citizens and businesses to federal, state, county, city, water agencies and public service agencies. The Water Safety Council believes many strategies should be carried out to reduce drowning and has created a variety of educational programs for adults and children to make them aware of the dangers of water.



[www.watersafe.org](http://www.watersafe.org)

# **Kids'N Water Safety**



**Coloring & Activities Book**

## Acknowledgments

### Water Safety Council Executive Board

Mark Simonian M.D. Chair, Pediatrician  
Mary Jo Quintero RN, Valley Children's Healthcare  
Cristel Tufenkjian Treasurer, Kings River Conservation District  
Brandy Swisher Secretary, Fresno Metropolitan Flood Control District

### Financial Support

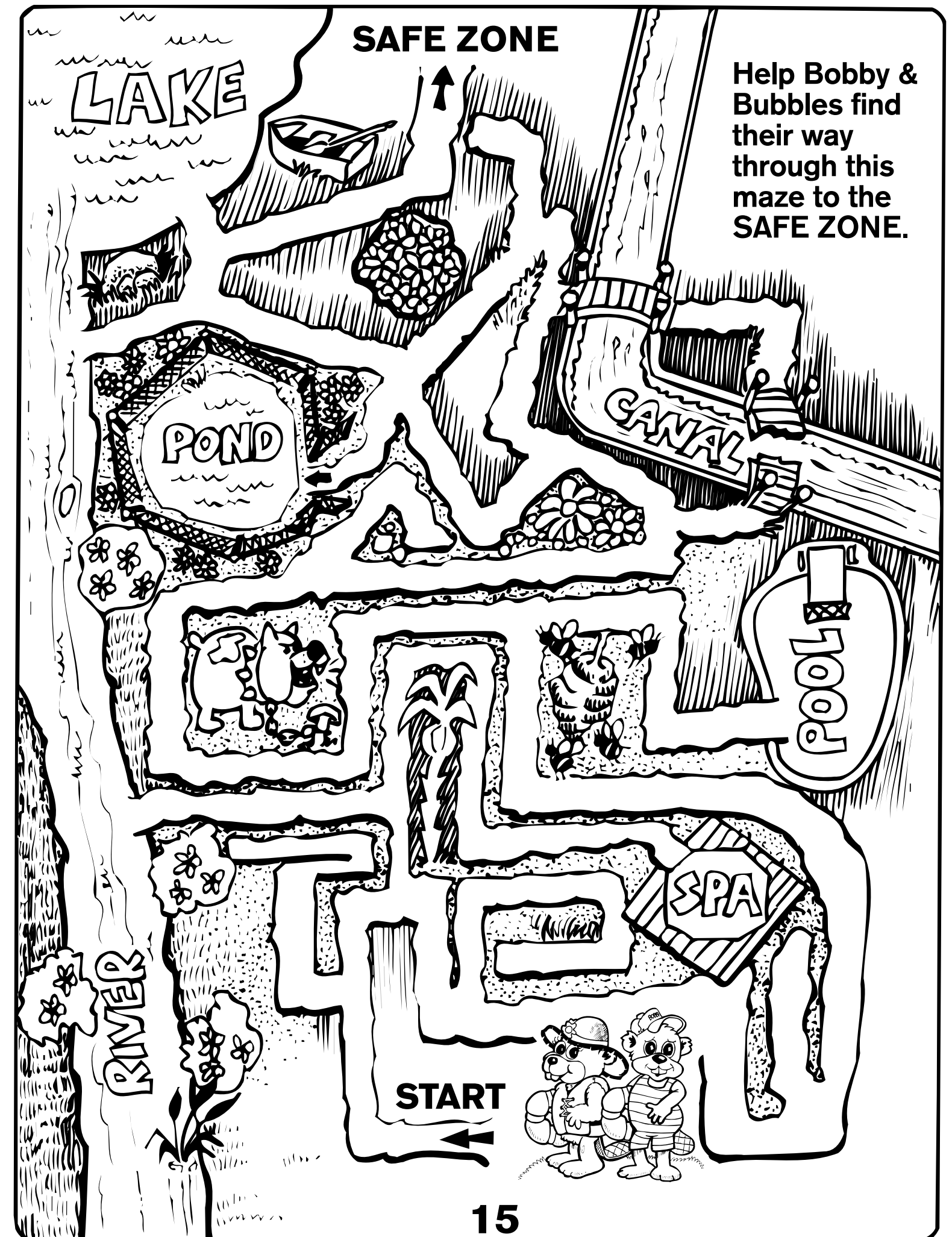
Fresno Irrigation District  
Fresno Metropolitan Flood Control District  
Valley Children's Healthcare  
Kings River Conservation District



[www.watersafe.org](http://www.watersafe.org)

### Activities and Illustrations by:

Ernie (HERGIE) Hergenroeder  
Mark M. Simonian MD





Draw a picture of yourself and your friend being safe around water.

# Kids' IN Water Safety



Coloring & Activities Book





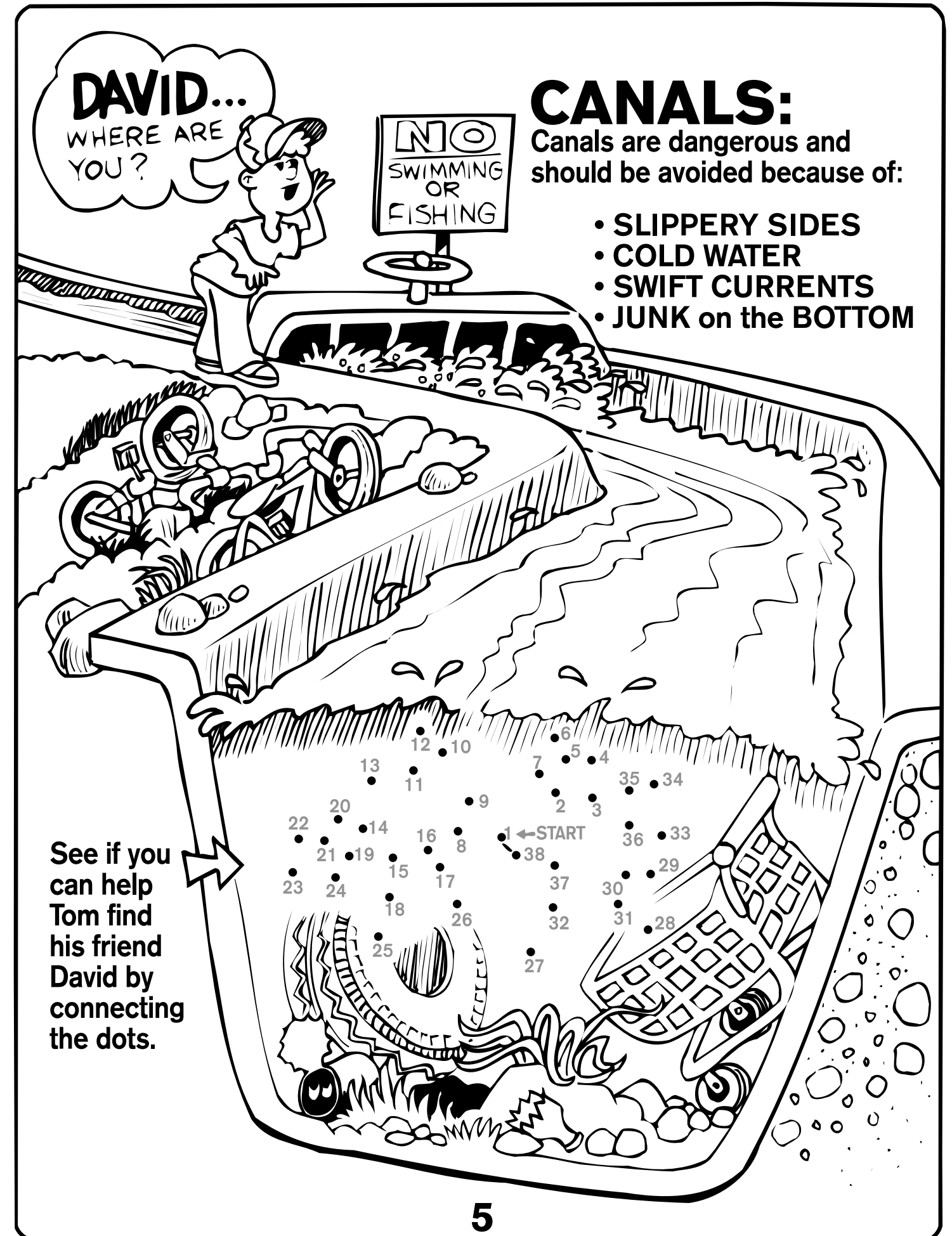
# A BUSY POOL


Help Bobby locate the 10 unsafe actions in the picture on the following page. Read the sentences below and place the number next to the action in the picture.

#


1. Boy pushing boy into pool.
2. Electric radio by pool.
3. Swimmer too close to bottom of slide.
4. Girl jumping into pool on top of others.
5. Glass bottle near pool.
6. Boy running by pool.
7. Unsafe use of slide.
8. Boy blowing whistle.
9. No lifeguard on duty
10. Rough-housing in pool.

CAN YOU FIND ANY OTHERS?





Bobby and Bubbles are good swimmers because they have had swimming lessons.



This boy wishes to get his teddy bear a drink of water from the spa. Do you think it's safe?


**YES NO**

What are the things you could do in this picture to make it safe?

# PONDING BASINS:

These two boys would like to play with their rubber boat in the ponding basin. Is it safe?

Identify the hazards from the words below. write the matching numbers inside the circles.




- |                        |                           |
|------------------------|---------------------------|
| 1. NO TRESPASSING SIGN | 6. MURKY WATER            |
| 2. DEBRIS ON BOTTOM    | 7. WIRE TO GET TANGLED IN |
| 3. LOCKED GATE         | 8. HIDDEN HOLE            |
| 4. CLIMB FENCE         | 9. TREE STUMP             |
| 5. BROKEN GLASS        |                           |

# Lakes:

Lakes can be fun but be aware of unseen hazards.

THAT WATER LOOKS SO COOL, I THINK I'LL DIVE IN.



Connect the dots

...is it safe for this boy to dive into the lake?

YES  NO

WHY?



Bobby and Bubbles are helping this swimmer to safety.



## Rivers:

Rivers can be fun if you are aware of the dangers that exist.



Choose the words from the column on the right that best fit the blanks in these sentences.

1. You should always get \_\_\_\_\_ from a parent before entering a river.
2. Rivers are \_\_\_\_\_ and can have a swift \_\_\_\_\_.
3. Always wear a \_\_\_\_\_ when swimming in a river. (Hint, PFD)
4. Don't go near \_\_\_\_\_ while in the river.

- Sunshine
- Float
- Snags (Roots, Branches etc.)
- Cold
- Current
- Permission
- Life Jacket
- Flowers