

Kids' N Water Safety



Coloring & Activities Book

Acknowledgments

Curriculum Guide Committee:

Casey Eckert-Luker - Chair
Valley Children's Hospital
Susan E. Layden,
U.S.Army Corps of Engineers
Shirley A. Main, M.P.H
Fresno County Health Department.
Cristel L. Tufenkjian
Kings River Conservation District

Support Members of the Water Safety Council of Fresno County

Casey Eckert-Luker - Chair Valley Children's Hospital	Mark Simonian M.D. Pediatrician
Brandy Swisher- Vice Chair Fresno Metropolitan Flood Control District	Frank R. Fonseca, U.S.Army Corps of Engineers
Tanya Geren - Secretary Clovis Fire Department	Sharon Anderson U.S.Army Corps of Engineers
Patsy J. Mumford - Treasurer Fresno Irrigation District	Sid Cox Fresno Irrigation District
	Cristel L. Tufenkjian Kings River Conservation District

Financial Support:

Alta Irrigation District	James Irrigation District
Consolidated Irrigation District	Kings River Conservation District
Fresno Irrigation District	Kings River Water Association
Fresno Metropolitan Flood Control District	Tranquillity Irrigation District
Friant Water Users Authority	Westlands Water District

Special Assistance:

Sandra Day Fresno County Office of Education	Dr. Anita L. Andresen Fresno Pacific College
---	---

Educational Consultants:

Clovis Unified School District • Fresno Unified School District

Video Production by:

Dalton Media

Activities and Illustrations by:

Ernie (HERGIE) Hergenroeder
hergie@sbcglobal.net

Kids'N Water Safety



Coloring & Activities Book


Do You Know Your Colors?

Bobby and Bubbles are ready for a fun and safe day of water activities. Can you follow these numbers and color them?



- | | |
|-------------|----------------|
| 1....Orange | 5....Brown |
| 2....Yellow | 6....Green |
| 3....Blue | 7....Purple |
| 4....Red | 8....Lt. Brown |

NOTE:
If the area
is not numbered
it remains white.



DAVID...
WHERE ARE
YOU?

NO
SWIMMING
OR
FISHING

CANALS:

Canals are dangerous and should be avoided because of:

- SLIPPERY SIDES
- COLD WATER
- SWIFT CURRENTS
- JUNK on the BOTTOM

See if you can help Tom find his friend David by connecting the dots.



Bobby and Bubbles are good swimmers because they have had swimming lessons.



Lakes:

Lakes can be fun
but be aware of
unseen hazards.

THAT WATER LOOKS
SO COOL, I THINK
I'LL DIVE IN.

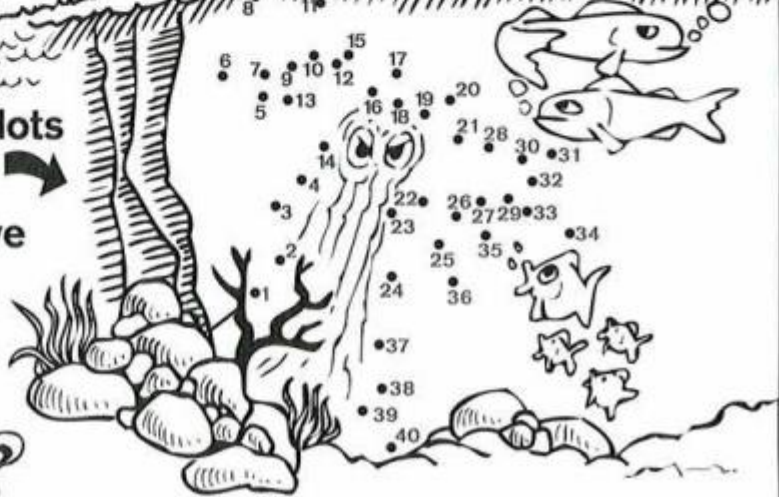


Connect the dots

...is it safe for
this boy to dive
into the lake?

YES NO

WHY?






Bobby and Bubbles are helping this swimmer to safety.

Rivers:

Rivers can be fun if you are aware of the dangers that exist.



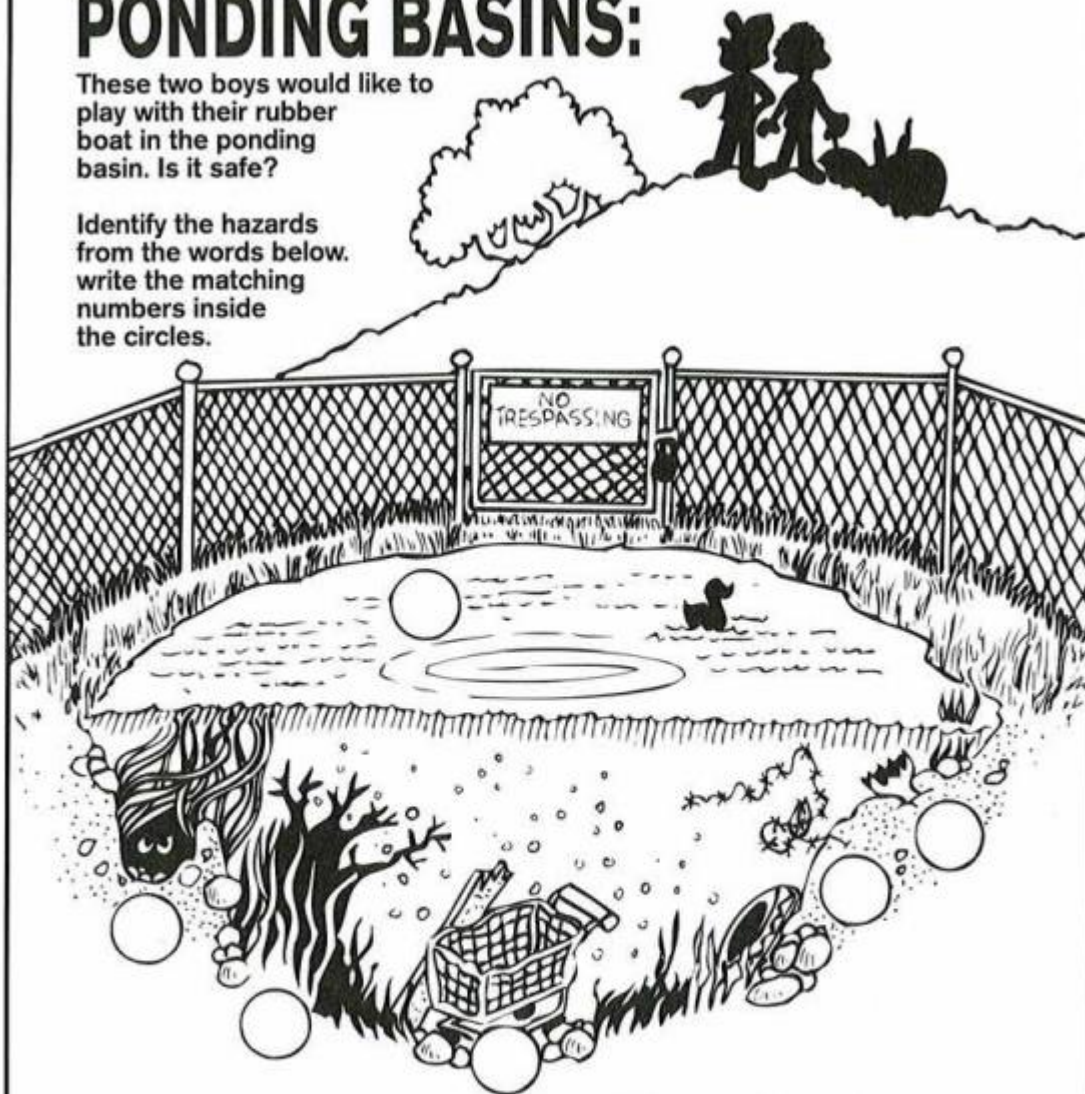
1. You should always get _____ from a parent before entering a river.
2. Rivers are _____ and can have a swift _____.
3. Always wear a _____ when swimming in a river. (Hint, PFD)
4. Don't go near _____ while in the river.

- Sunshine
- Float
- Snags
(Roots, Branches etc.)
- Cold
- Current
- Permission
- Life Jacket
- Flowers

PONDING BASINS:

These two boys would like to play with their rubber boat in the ponding basin. Is it safe?

Identify the hazards from the words below. write the matching numbers inside the circles.



- | | |
|------------------------|---------------------------|
| 1. NO TRESPASSING SIGN | 6. MURKY WATER |
| 2. DEBRIS ON BOTTOM | 7. WIRE TO GET TANGLED IN |
| 3. LOCKED GATE | 8. HIDDEN HOLE |
| 4. CLIMB FENCE | 9. TREE STUMP |
| 5. BROKEN GLASS | |



This boy wishes to get his teddy bear a drink of water from the spa. Do you think it's safe?

YES NO

What are the things you could do in this picture to make it safe?

A BUSY POOL


Help Bobby locate the 10 unsafe actions in the picture on the following page. Read the sentences below and place the number next to the action in the picture.

#

1. Boy pushing boy into pool.
2. Electric radio by pool.
3. Swimmer too close to bottom of slide.
4. Girl jumping into pool on top of others.
5. Glass bottle near pool.
6. Boy running by pool.
7. Unsafe use of slide.
8. Boy blowing whistle.
9. No lifeguard on duty
10. Rough-housing in pool.

CAN YOU FIND ANY OTHERS?





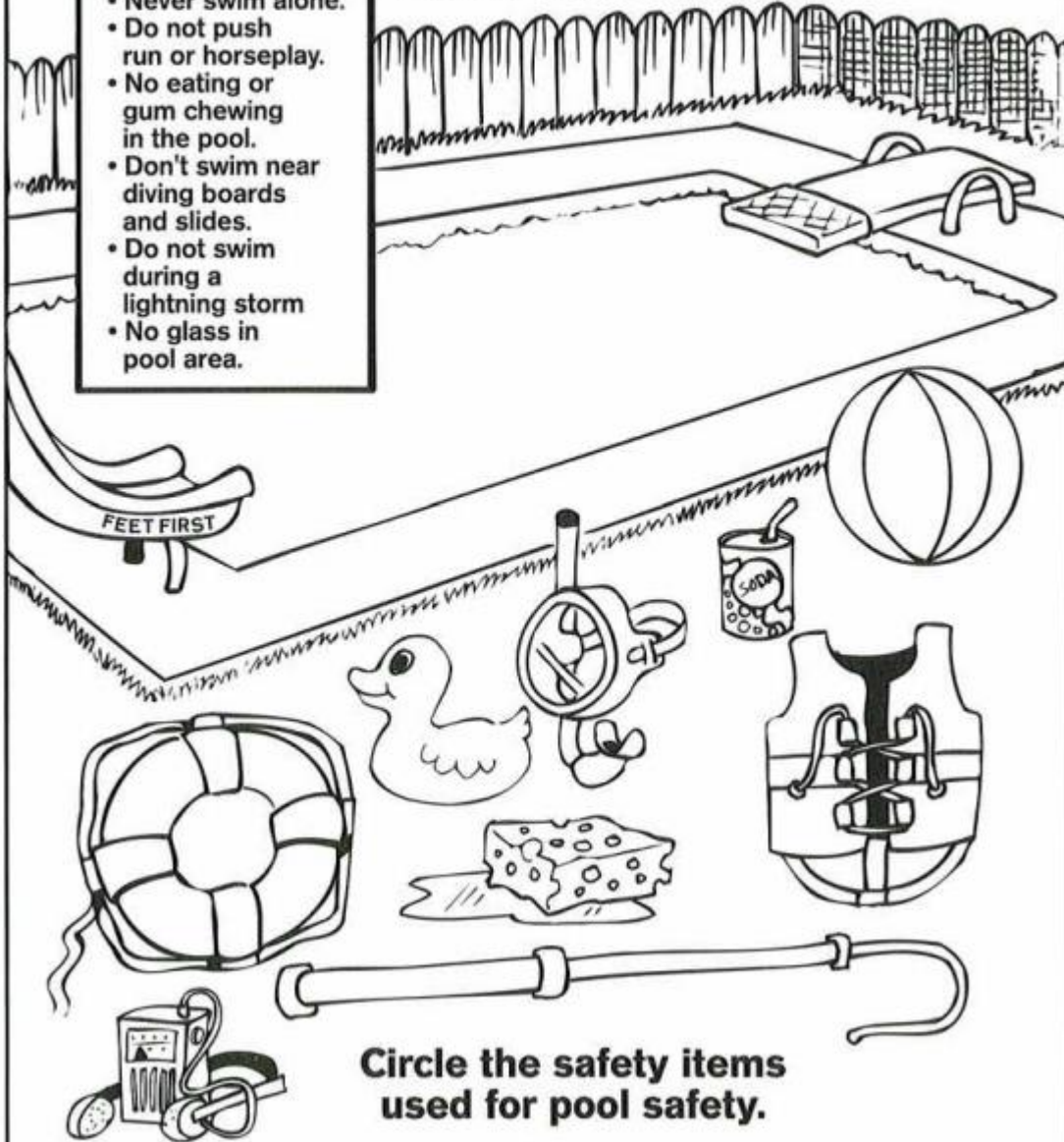
POOLS:

Always obey the pool rules when swimming in a pool.

If someone is in trouble, remember to Reach, Throw and Go for Help (911)!

POOL RULES

- Always have adult supervision.
- Never swim alone.
- Do not push run or horseplay.
- No eating or gum chewing in the pool.
- Don't swim near diving boards and slides.
- Do not swim during a lightning storm
- No glass in pool area.



Circle the safety items used for pool safety.





Draw a picture of yourself and your friend being safe around water.



About the Water Safety Council of Fresno County

Twenty to thirty people drown each year in Fresno County. Statistics show that 10 of these victims will be children between the ages of 1 and 18; 28% of them will drown in family swimming pools and spas. Also, 30 to 40 children are hospitalized because of near drowning. Of these, 3 to 4 children suffer severe brain injury which requires home or hospital care costing \$70,000 to \$100,000 per year. It is estimated that 1 in every 3 Fresno homes has a swimming pool. Risks to Fresno families with pools are high, with 1 in 4 reporting close calls where a child may have been drowned or injured if they had not been rescued.

In 1982, some Fresno residents became concerned when a child drowned in a local canal. This group recognized the larger danger to all children and brought their concern to the Fresno City Council and the Fresno County Board of Supervisors. At the request of the Council and the Board, an independent task force was formed to assess water safety problems and to recommend possible solutions.

The task force became incorporated as the Water Safety Council of Fresno County in 1993. Its members come from all walks of life...from interested citizens and businesses to federal, state, county, city and public service agencies. The Water Safety Council believes many strategies should be carried out to reduce drownings and near drownings and has created a variety of educational programs for adults and children to make them aware of the dangers of water. As part of these educational efforts, the teaching kit "KIDS 'N WATER SAFETY" was developed. It is the goal of the Council to have this water safety material taught in every elementary school in Fresno County.



www.watersafe.org
559-287-0416